

A stone sign for St. Augustine Shores is the background. The sign is made of light-colored, rough-hewn stone blocks. The words "St. Augustine Shores" are carved into the stone in a large, serif font. The "S" in "Shores" is particularly large and stylized. In front of the sign is a low, rectangular concrete base with a green hedge on top. The background shows a clear blue sky, palm trees, and other greenery.

**Gardening in  
St. Augustine Shores  
Tips & Tricks for Veggie & Fruit  
Gardening**

**August Meeting 2024**

**Lou Greco**

**[asl4flakids@gmail.com](mailto:asl4flakids@gmail.com)**

## My Garden in St. Augustine South

Mostly ornamental but grow naval orange, starfruit, loquat, papaya, banana, grapefruit, limequat and mango

Seed starting for the farm – we have a great microclimate due to the Intracoastal Waterway and our live oak canopy

Our gardening zone really bounces between north & central Florida, more often central

## Garden at our small farm in Spuds

36 types of fruit plants (trees & bushes)

117 different cultivars and fruit plants that grow in our climate

31 types of vegetables grown throughout the year

## Number #1 Rule

Plant what you like to eat

## Number #2 Rule

Don't fight where you live. (Opposite seasons from the north)

Plant what grows well in our heat, humidity and rain in Florida with minimum pest problems. Plant during right time of year.

## Number #3 Rule

Feel free to experiment with new and different vegetables! Always new cultivars out there.

## Number #4 Rule

Every year is different. Weather is different, pest pressure is different. Don't get discouraged.

# My personal gardening philosophy

Plant nutrient dense foods (vitamin benefits)

Try to use only organic fertilizer (Espoma)

Very limited use of pesticides (Orange Oil Extract for fire ants)

Mix my veggie beds to confuse the insects, don't plant all the same thing in one row (~~monoculture~~)

Interplant flowering plants to bring in pollinators & beneficial insects

Look for mentors friends & neighbors, online, learn lots of things from YouTube, Facebook, Instagram

Sometimes buy veggies in organic part of grocery, ethnic stores

Check out the seed bank at the public library Southeast branch

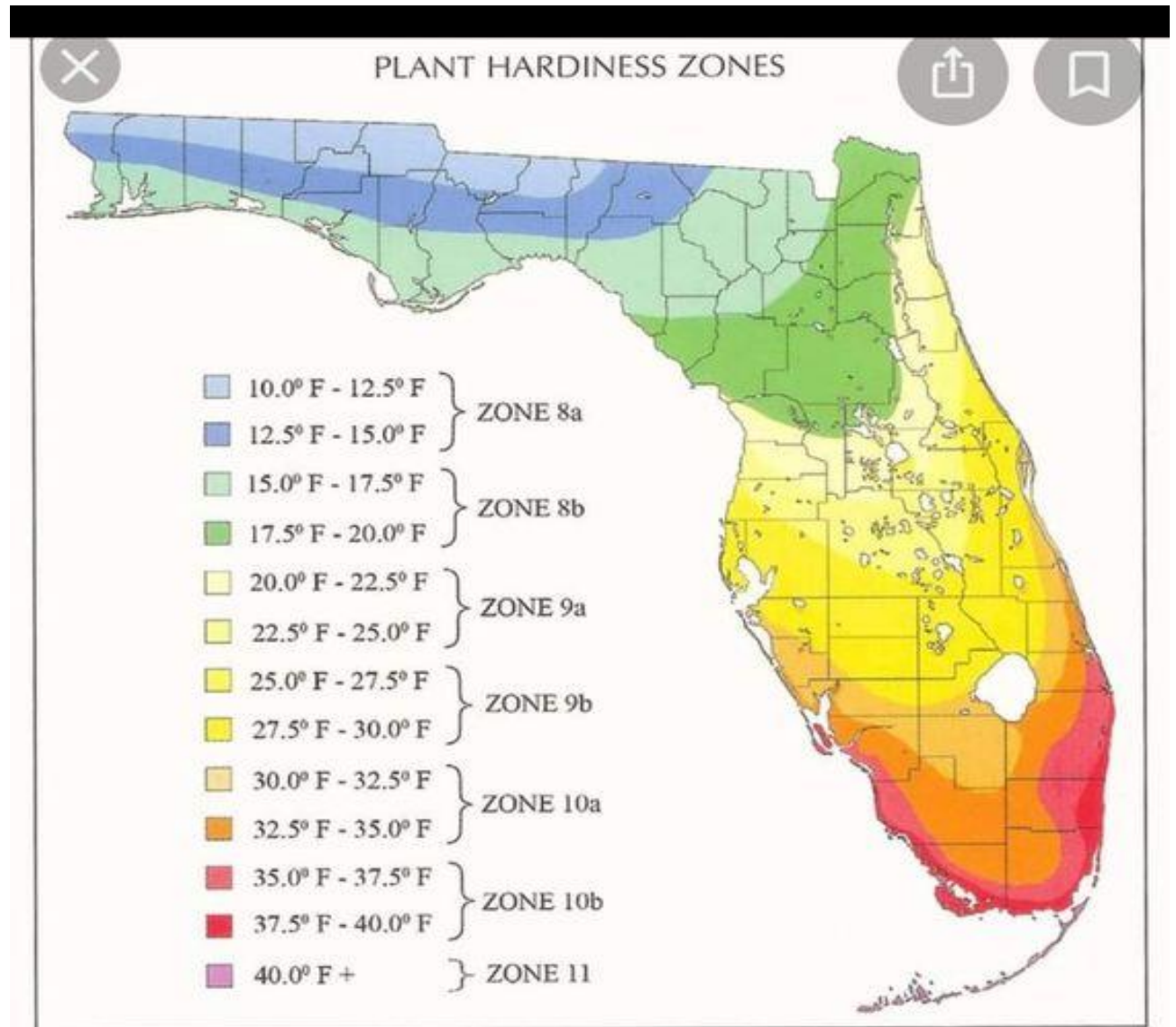
## Fall, Winter, Spring Best Garden Seasons

You are at the best time of year to start planning your vegetable garden. Summer is too hot and wet for successful vegetable gardening.

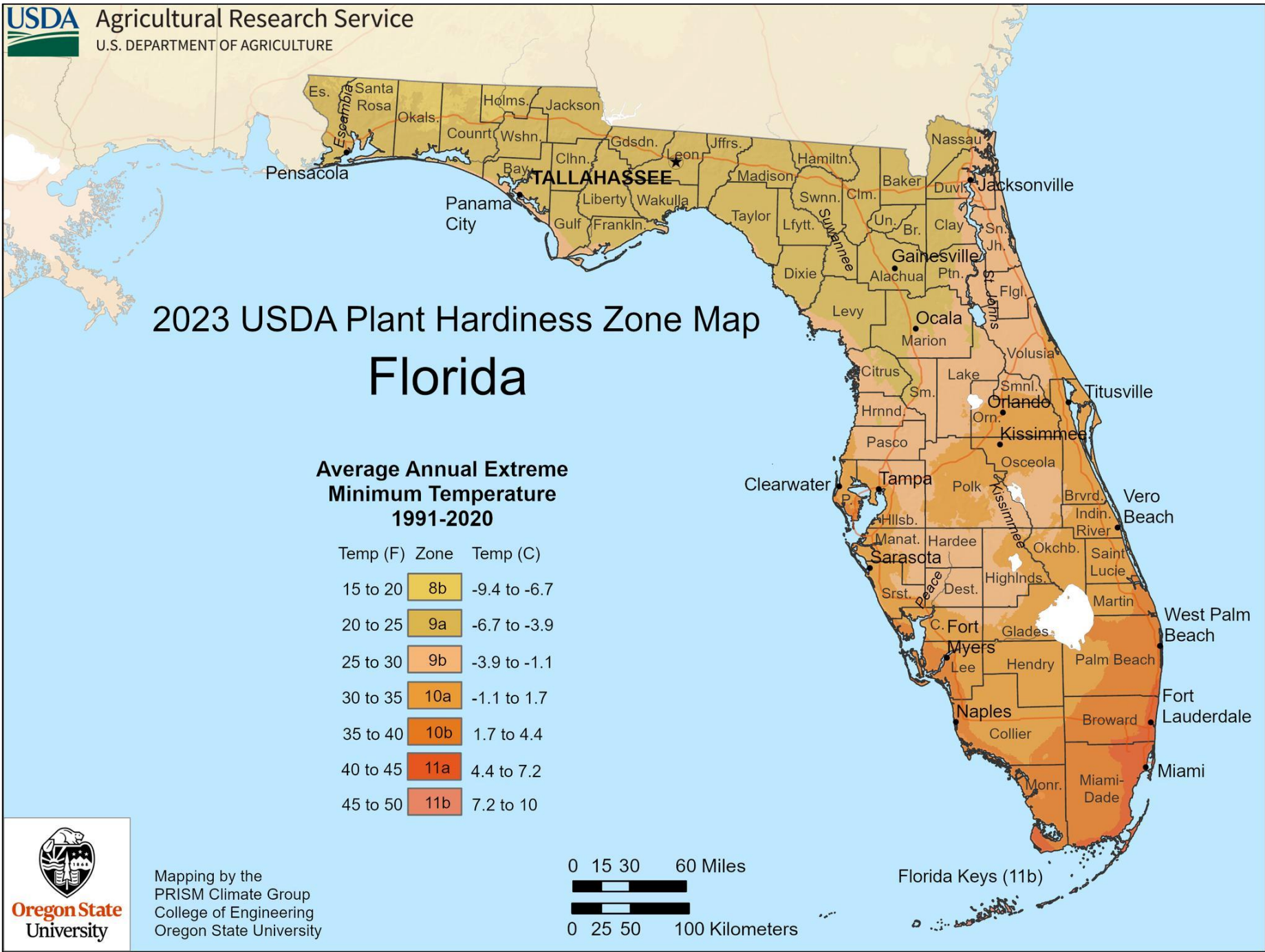


Here in St. Augustine Shores we have been officially upgraded to Zone 9B by the United States Department of Agriculture. We have assumed that based on temperatures for quite a few years but now it is official.

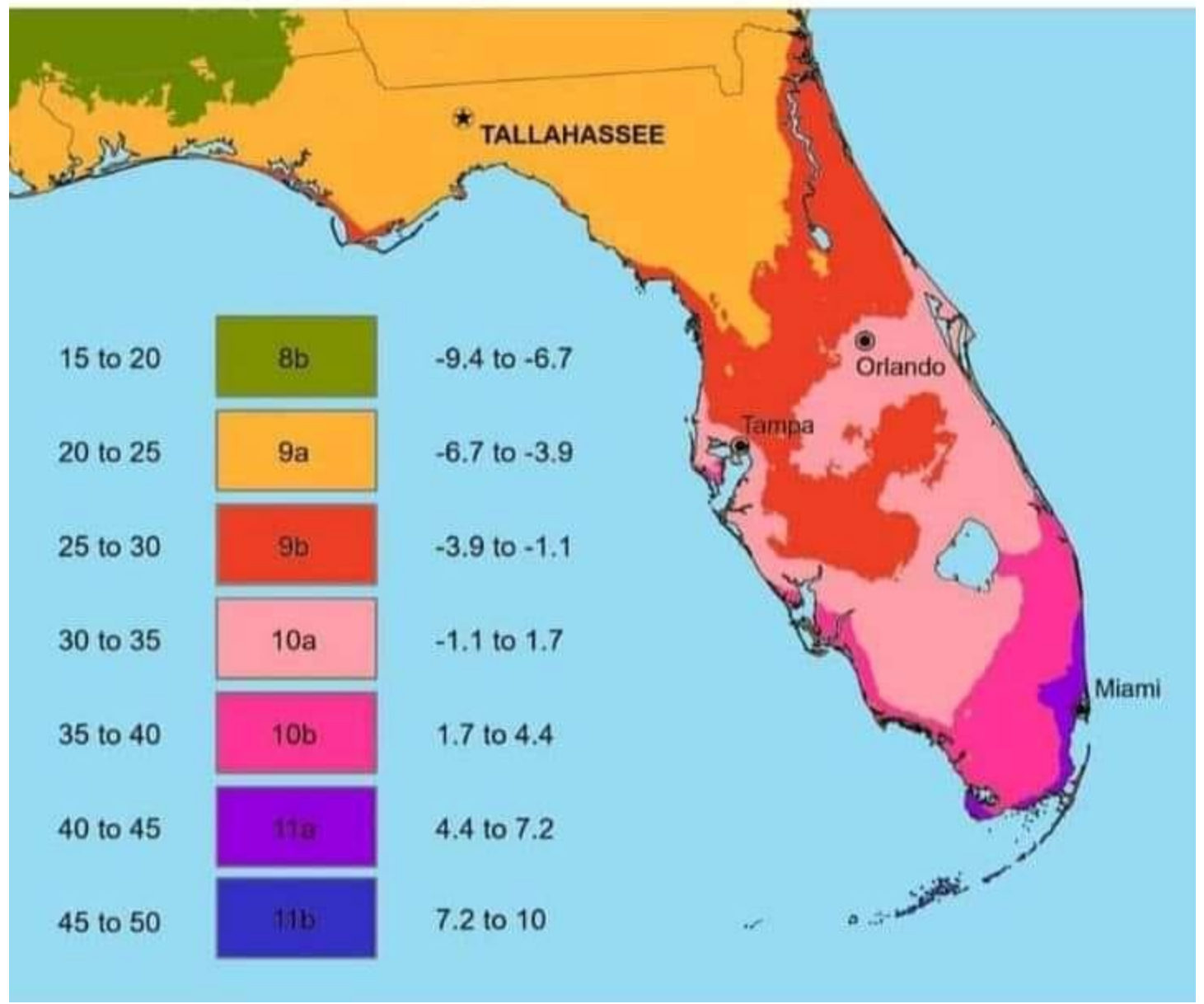
That is why I say it is wise to look at Central Florida recommendations in our area for IFAS guides.



This map is derived from NOAA data and the Plant Hardiness Zone Map published by the United States Department of Agriculture. It shows the average lowest temperature that can be expected on an annual basis.

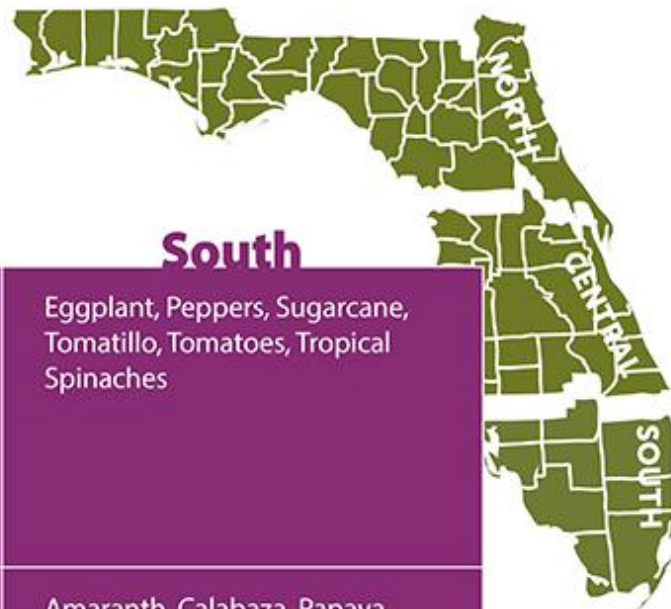





Mapping by the  
PRISM Climate Group  
College of Engineering  
Oregon State University





# EDIBLES TO PLANT IN August






	North	Central	South
 <b>EASY TO TRANSPLANT</b>	Beets, Broccoli, Brussels Sprouts, Cabbage, Cauliflower, Chinese Cabbage, Collards, Endive, Eggplant, Kale, Peppers, Tomatillo, Tomatoes, Tropical Spinaches	Eggplant, Endive, Peppers, Sugarcane, Tomatoes, Tropical Spinaches	Eggplant, Peppers, Sugarcane, Tomatillo, Tomatoes, Tropical Spinaches
 <b>TRANSPLANT CAREFULLY</b>	Celery, Mustard	Pineapple	Amaranth, Calabaza, Papaya, Pineapple, Seminole Pumpkin, Sweet Potatoes
 <b>USE SEEDS</b>	Beans (bush, lima, pole), Carrots, Cucumbers, Onions (bunching), Squashes, Turnips	Beans (bush, lima, pole), Carrots, Okra, Onions (bunching), Peas (southern), Squashes	Okra, Pumpkin



# EDIBLES TO PLANT IN September




	North	Central	South
 <b>EASY TO TRANSPLANT</b>	Arugula, Beets, Broccoli, Brussels Sprouts, Cabbage, Cauliflower, Chinese Cabbage, Collards, Endive, Kale, Kohlrabi, Lettuce, Strawberry, Swiss Chard	Arugula, Beets, Broccoli, Brussels Sprouts, Cabbage, Cauliflower, Chinese Cabbage, Collards, Eggplant, Endive, Kale, Lettuce, Peppers, Sugarcane, Strawberry, Swiss Chard, Tomatoes, Tropical Spinaches	Cabbage, Cauliflower, Chinese Cabbage, Collards, Eggplant, Endive, Ginger, Kale, Lettuce, Peppers, Sugarcane, Swiss Chard, Tomatillo, Tomatoes, Tropical Spinaches
 <b>TRANSPLANT WITH CARE</b>	Celery, Mustard, Spinach	Celery, Mustard, Pineapple, Spinach	Amaranth, Calabaza, Long Squashes, Luffa, Mustard, Papaya, Passionfruit, Pineapple, Seminole Pumpkin, Sweet Potatoes
 <b>USE SEEDS</b>	Beans (bush, pole), Carrots, Onions (bulbing, bunching), Radish, Squashes, Turnips	Beans (bush, lima, pole), Carrots, Cucumbers, Onions (bunching), Radish, Squashes, Turnips	Beans (bush, lima, pole), Carrots, Cucumbers, Okra, Onions (bunching), Peas (southern), Squashes, Turnips





# EDIBLES TO PLANT IN October



	North	Central	South
 <b>EASY TO TRANSPLANT</b>	Arugula, Beets, Broccoli, Brussels Sprouts, Cabbage, Cauliflower, Chinese Cabbage, Collards, Endive, Kale, Kohlrabi, Lettuce, Strawberry, Swiss Chard	Arugula, Beets, Broccoli, Brussels Sprouts, Cabbage, Cauliflower, Chinese Cabbage, Collards, Endive, Kale, Kohlrabi, Lettuce, Strawberry, Sugarcane, Swiss Chard, Tropical Spinaches	Arugula, Beets, Broccoli, Brussels Sprouts, Cabbage, Cauliflower, Chinese Cabbage, Collards, Eggplant, Endive, Kale, Kohlrabi, Lettuce, Peppers, Strawberry, Sugarcane, Swiss Chard, Tomatillo, Tomatoes, Tropical Spinaches
 <b>TRANSPLANT WITH CARE</b>	Celery, Mustard, Spinach	Celery, Mustard, Pineapple, Spinach	Amaranth, Calabaza, Celery, Long Squashes, Luffa, Mustard, Pineapple, Potatoes, Seminole Pumpkin, Spinach
 <b>USE SEEDS</b>	Carrots, Onions (bunching), Radish, Turnips	Carrots, Onions (bulbing, bunching), Radish, Turnips	Beans (bush, lima, pole), Carrots, Corn, Cucumbers, Okra, Onions (bulbing, bunching), Peas (southern), Radish, Squashes, Turnips



# EDIBLES TO PLANT IN November



	North	Central	South
 <b>EASY TO TRANSPLANT</b>	Arugula, Beets, Broccoli, Brussels Sprouts, Cabbage, Cauliflower, Chinese Cabbage, Collards, Kale, Kohlrabi, Sugarcane, Swiss Chard	Arugula, Beets, Broccoli, Brussels Sprouts, Cabbage, Cauliflower, Chinese Cabbage, Collards, Endive, Kale, Kohlrabi, Lettuce, Sugarcane, Swiss Chard	Arugula, Beets, Broccoli, Brussels Sprouts, Cabbage, Cauliflower, Chinese Cabbage, Collards, Eggplant, Endive, Kale, Kohlrabi, Lettuce, Peppers, Strawberry, Sugarcane, Swiss Chard, Tomatillo, Tomatoes, Tropical Spinaches
 <b>TRANSPLANT WITH CARE</b>	Celery, Mustard, Spinach	Celery, Mustard, Pineapple, Potatoes, Spinach	Amaranth, Calabaza, Celery, Long Squashes, Luffa, Mustard, Pineapple, Potatoes, Seminole Pumpkin, Spinach
 <b>USE SEEDS</b>	Carrots, Onions (bunching), Radish, Turnips	Carrots, Onions (bunching), Peas (English), Radish, Turnips	Beans (bush, lima, pole), Carrots, Corn, Cucumbers, Onions (bunching), Peas (English, southern), Radish, Squashes, Turnips





# EDIBLES TO PLANT IN *December*



	North	Central	South
 <b>EASY TO TRANSPLANT</b>	Arugula, Beets, Broccoli, Brussels Sprouts, Cabbage, Cauliflower, Chinese Cabbage, Collards, Kale, Kohlrabi, Sugarcane, Swiss Chard	Arugula, Beets, Broccoli, Brussels Sprouts, Cabbage, Cauliflower, Chinese Cabbage, Collards, Endive, Kale, Kohlrabi, Lettuce, Sugarcane, Swiss Chard	Arugula, Beets, Broccoli, Brussels Sprouts, Cabbage, Cauliflower, Chinese Cabbage, Collards, Eggplant, Endive, Kale, Kohlrabi, Lettuce, Peppers, Sugarcane, Swiss Chard, Tomatillo, Tomatoes, Tropical Spinaches
 <b>TRANSPLANT WITH CARE</b>	Celery, Mustard, Spinach	Celery, Mustard, Pineapple, Potatoes, Spinach	Amaranth, Calabaza, Celery, Long Squashes, Luffa, Mustard, Pineapple, Potatoes, Seminole Pumpkin, Spinach, Sweet Potatoes
 <b>USE SEEDS</b>	Carrots, Onions (bunching), Radish, Turnips	Carrots, Onions (bunching), Peas (English), Radish, Turnips	Beans (bush, lima, pole), Cantaloupes, Carrots, Corn, Cucumbers, Onions (bunching), Peas (English, southern), Radish, Squashes, Turnips, Watermelon



## Planning for the upcoming Fall and Winter season, favorites for our family

1. Lettuces
2. Kales
3. Broccoli (don't forget after you harvest the main head it will continue producing small side shoots)
4. Carrots
5. Bok Choy
6. Hakurei Turnips
7. Collard Greens
8. Spinach
9. Daikon Radish (vegan specialty)
10. Arugula
11. Onions
12. Garlic (Inchelium Red Garlic)
13. White Potatoes
14. Swiss Chard (white variety, rainbow varieties seem to attract pest for us)
15. Brussel Sprouts
16. Celery
17. Snow Peas



**Daikon Radish**



**Hakurei Turnip**

## Spring and Summer Favorites in my garden (40% shade cloth to extend season into summer)

1. Peppers
2. Tomatoes (Cherry Tomatoes last longer in the heat)
3. Bush Beans
4. Cucumbers (plant under netting)
5. Zucchini (plant under netting)
6. Sweet Potatoes (in containers this year)
7. Okra (bug magnet for us)
8. Luffa (edible squash substitute when 1 inch wide)
9. Kajari Melons
10. Watermelon





# Florida Summer Tough Food Plants

1. Sweet Potatoes (purple are toughest)
2. Seminole Pumpkin (shelf life 1 year)
3. Everglades Tomato
4. Okinawa Spinach
5. Rosselle (Sorrel)
6. Cassava
7. Cranberry Hibiscus
8. Ginger (Will sprout from organic pieces from store)
9. Turmeric
10. Okra
11. Luffa (Great squash substitute during summer)
12. Katuk
13. Chaya (Tree Spinach)



Sweet  
Potato



Roselle  
Or  
Sorrel  
Or  
Florida  
Cranberry



Seminole  
Pumpkin



Cassava



Everglades  
Tomato



Cranberry  
Hibiscus

# Summer Greens

You have probably never heard of before  
You can find recipes for these online

1. Okinawa Spinach
  2. Longevity Spinach
  3. Jewel of Opar
  4. Malabar Spinach
  5. Red Amaranth (bug magnet for us, others have suggestions)
  6. Katuk (tropical asparagus)
  7. Chaya (tree spinach) (Needs to be cooked not eaten raw)
- Vietnamese Spinach  
Egyptian Spinach (Molokhiya)
- Number match the photos on the next slide



1.



4.



7.



2.



5.



3.



6.



1.



# Pest Control without chemicals

Interplanting, not the same plant in a row

Netting of vegetable beds

Insecticidal soap

Pick off method

Companion plants, marigolds, basil, garlic, onion, mint, nasturtiums, peppermint, radish, rosemary, calendula interplanted in your garden

Encouraging diversity of birds, bats, insects and lizards, etc.

At the farm in Spuds. In that row is tomato, blueberry, brussel sprouts, collard greens, onions, lettuce, milkweed, red lettuce, more blueberries. So we mix up each row.





## Netting to provide Insect Protection

Dwarf citrus that is not resistant to citrus greening HLB (Limequats, Meyer Lemon)

Cucumber varieties that don't require pollination (Beit Alpha, China Jade) developed for greenhouse production (parthenocarpic varieties-grows without pollinators)

Zucchini and other squashes but must be hand pollinated under netting (unless using these varieties Partenon F1 and Cavili F1)







Beit Alpha Cucumber



China Jade Cucumber

# Recommended Sources for Vegetable Seeds

Big Box stores don't always have the correct varieties for Florida at the correct time of year

\*Southern Exposure Seed Exchange

\*Johnny's Selected Seeds

\*Baker Creek Heirloom Seeds

\*Park Seed

\*Southeast Branch Library Seed Exchange

## Any suggestions from the audience?

What vegetables or fruit plants would you recommend for other gardeners in St. Augustine Shores to grow that I may have not mentioned?



# *Fruits you can grow in our area*

- \* Low chill stone fruits, apples, peaches, nectarines, plums
- \* Citrus Greening resistant mandarins (Sugarbelle) & Finger limes
- \* Berries, blackberries, blueberries, strawberries, mulberry, elderberry, muscadine grapes
- \* Cold hardy avocado, loquat (Japanese plums), mayhaw, olives, persimmon, pomegranate, pears, sugarcane, figs
- \* Tropicals that may need protection bananas, carambola (starfruit), tropical cherries (Barbados cherry), guavas, condo mangos, moringa, papayas, passionfruit
- \* New fruits this year June Plum, Vietnamese Pomogranate, Cotton Candy Tree,

# Hard time growing? Consider container gardening. Move to catch sun.

Raised Beds

Earthbox

Grow Bags

Green Stalk

5-15 Gallon Buckets

## ***Benefits***

Use less water

Reduced weeding

Reduced fertilizer use

Easier to harvest









# Dependable Physical Materials Used In Our Garden

## Insect Netting

AMAZON - Garden Netting, Plant Covers 10x33Ft Net Ultra Fine Mesh Protection Netting for Vegetable Plants Fruits Flowers Crops Greenhouse Row Cover Raised Bed Barrier Screen Protection Net Cover

[Visit the FARAER Store](#)

## Fruit Bags (Use on Peaches, Nectarines, Plums, Guavas)

AMAZON - 100 Fruit Protection Bags, Reusable Netting Bags 6 x 10 Inch Mosquito Bug Insect Bird Nylon Net Barrier Bag with Drawstring for Protecting Plant Fruits Flower

[Brand: June Fox](#)

## Nets to support (Cucumbers, Flowers, Snow Peas)

AMAZON - White Trellis Netting 5x100 ft Heavy Duty Garden Trellis Netting Polypropylene Plant Support Garden Net for Climbing Vegetables Fruits Flowers

[Brand: HHTHH](#)

## Landscape Fabric

AMAZON-Premium 5oz Landscape Fabric, 3ft x 50ft Pro Garden Weed Barrier - Durable & Heavy Duty Weed Block Gardening Mat, Easy Setup & Superior Weed Control, Eco-Friendly & Convenient Design

## Landscape Staples

AAGUT 100 Pack Landscape Staples with Gasket Washer Caps, 6 Inch Vapor Barrier Stakes, Metal Garden Stakes Landscape Fabric Staples for Gardening Landscaping, Sod Fence Yard Lawn Ground Weed Mat Pins

[Visit the AAGUT Store](#)

# Physical Materials in Garden

## Greenhouse Plastic

AMAZON - Farm Plastic Supply - Clear Greenhouse Plastic Sheeting - 6 mil - (25' x 40') - 4 Year UV Resistant Polyethylene Greenhouse Film, Hoop House Green House Cover for Gardening, Farming, Agriculture

[Visit the Farm Plastic Supply Store](#)

## Shade Cloth (peppers, tomatoes, cucumbers)

AMAZON - E.share 40% Black Shade Cloth Taped Edge with Grommets UV 10ft X 20ft

[Visit the e.share Store](#)

## T-Posts

Tractor Supply

## Cattle Panel for Arches

Tractor Supply

# Vegetable/Fruit resources / Contacts for Tips

Maggie's Herb Farm

Eatyouryardjax.org

Thereidfarm.com

Codycovefarm.com

St. Johns County Extension Office

YouTube Channels – David the Good, Growing Your Greens, GreenDreams TV, Frugel Hugel Gardener, The Millennial Gardener, Wild Floridian

Facebook Groups – Permaculture Florida, Northeast Florida Gardener, North Florida Food Forest, Florida Backyard Gardening, Florida Food Forest

Instagram – anaturalfarm, man.in.overalls, the\_farm\_at\_okefenokee, ediblneflorida,



A vibrant photograph of a tropical backyard. In the foreground, a large bush of white flowers is in full bloom. The middle ground features a well-maintained green lawn with dappled sunlight. The background is filled with dense tropical foliage, including several tall palm trees and various green plants. The overall scene is bright and sunny, suggesting a warm climate.

**My backyard in spring**

**Questions & Answers**

**If you want a copy of this presentation it will be put  
on the website**

**Feel free to email me questions**

**[asl4flakids@gmail.com](mailto:asl4flakids@gmail.com)**